

SCIENCE MUSEUM


CUB SCOUT CAMP-IN



The Science Museum of Western Virginia (Center in the Square, Roanoke) is becoming a Cub Scouting laboratory!

Come “camp in the museum” for an exciting evening of interactive activities:

- Planetary show
- Megadome Show
- Museum explore time and scavenger hunt
- Opportunity to earn Astronomy and Science belt loops & pins
- Evening pizza snack & morning breakfast



We now have FIVE great opportunities for you to choose from:

- **Friday, January 8**, 6:00 p.m. to Saturday, January 9, 11:30 a.m.
- **Friday, January 15**, 6:00 p.m. to Saturday, January 16, 11:30 a.m.
- **Friday, January 22**, 6:00 p.m. to Saturday, January 23, 11:30 a.m. **SOLD OUT!**
- **Friday, January 29**, 6:00 p.m. to Saturday, January 30, 11:30 a.m.
- **Friday, February 5**, 6:00 p.m. to Saturday, February 6, 11:30 a.m.

Cost is \$45.00 and includes Scout and parent or guardian and a patch for each scout.

Sorry, no siblings or friends, only registered Scouts and one adult per Scout
Additional Scouts in your family can register for \$30.00

NOTICE! PLEASE READ CAREFULLY:

* * * * *

Registration must be RECEIVED seven (7) days in advance (see due dates on registration form)

ABSOLUTELY NO WALK-IN REGISTRATIONS WILL BE ACCEPTED!

The Science Museum has limited the event to a ***maximum of 65 Scouts***.

Registration will be accepted on a first-come, first-served basis.


Last year the event sold out quickly, so register early!

You must bring a **Class 1 Medical Form** for each participant (youth and adults) with you to the event (available on the BRMC Website {www.bsa-brmc.org} or at the Council Center).


* * * * *

For additional information contact:

Joy Cross at joyc@bsa-brmc.org or 540-265-0656



SCIENCE MUSEUM CUB SCOUT CAMP-IN REGISTRATION



Please Check ONE Date:

- January 8-9 (must be **received** by January 1)
- January 15-16 (must be **received** by January 8)
- January 22-23 (must be **received** by January 15)
- January 29-30 (must be **received** by January 22)
- February 5-6 (must be **received** by January 29)

Scout Name: _____

Parent/Guardian Attending: _____

Address: _____

City: _____ State: _____ Zip Code: _____

E-mail address: _____

Daytime Phone: _____ Pack #: _____ District: _____

Payment Amount: \$ _____

Payment Method (Please check one):

- Cash
- Check
- Credit Card

(Please circle one.)

VISA

Master Card

Discover



Card Number: _____

Expiration Date: _____

Name on Card: _____

Amount Charged: _____

Signature: _____

Make checks payable to: *Blue Ridge Mountains Council*

**Mail to: Science Museum Cub Camp-In
Blue Ridge Mountains Council
P.O. Box 7606
Roanoke, VA 24019**

You may fax your registration if using a credit card to (540) 265-0659.

Office Use:

Event Code: 6CMBL

Science Museum Camp-In Information

Adult Responsibilities:

1. *All Scouts must be accompanied by a parent or guardian. Adults are responsible for supervising their children at all times. Encourage good, safe conduct from your campers, and be prepared, if necessary to assist those who may need help.*
2. There are **no siblings** allowed at this Cub Scout activity.
3. Make sure each person has a sleeping bag and personal gear (See “What to Bring”).
4. Each adult should bring a flashlight.
5. When possible, arrange for group transportation of gear.
6. **NOTE: Campers should eat before coming to the museum. A variety of restaurants are located in the surrounding area. Make sure your campers **DO NOT** bring any food or drinks into the museum!**
7. There will be a late night snack (pizza, fruit, bug juice) and breakfast (bagels, fruit, OJ, and milk) provided for all participants. Please inform us of special dietary needs (i.e., allergies or kosher) of any members of your group when you register so we can try to accommodate them.
8. Please do not arrive before 6:00 p.m. If you must allow extra travel time and do arrive early, there are a variety of shops in the surrounding area that you may visit.

Health and Safety:

1. Be sure that each participant, including adults, has a completed **Class 1 Medical Form** (filled out by their parent or guardian). Forms may be downloaded from the Council website at www.bsa-brmc.org.
2. Check the health condition of all your campers before departing for the museum. There are no provisions (beds or rooms) for sick people at the museum.
3. If your Den or Pack is bringing more than three people, it is a good idea to have a first aid kit. Although basic first aid supplies are stocked on both floors of the museum, we can never be too careful.
4. Leaders trained and certified in First Aid or CPR will be expected to help, if needed. Please inform the camp-in coordinator of anyone with these qualifications.
5. Center in the Square will be locked once the camp-in starts. **No one is allowed in or out of the building, except under special circumstances. Late arrivals and early departures ARE NOT allowed.**
6. A security guard will be on duty at all times at the first floor Security Desk. If you need to contact Security, please call (540) 342-5712.
7. If families need to contact any camp-in participants, they may call the Science Museum Front Desk at (540) 342-5726 (*before 5pm*) or Security (*after 5pm*) at (540) 342-5712.

Weather Notice:

In case of severe winter weather, it may be necessary to cancel a camp-in. In case of cancellation due to weather, your registration payment will be refunded. Please contact the Science Museum at (540) 342-5726 the morning of your camp-in if there are any questions pertaining to weather-related cancellations.



What to Bring and Wear:



1. Each person should bring one bag containing minimum toiletries and a sleeping bag. The bag and all its contents should be clearly labeled with the camper's name (and Pack number, if applicable). Heavy trash bags work well to contain a camper's belongings, if one does not have a duffel bag.
2. Dress comfortably. This is an indoor camping experience. Campers will be sleeping on the floor in their clothes. We recommend layering shorts and a t-shirt under a sweat suit. Do not bring a change of clothes or pajamas. There are no facilities for changing clothes or bathing.
3. Be **sure** to bring the following:
 - ☼ Sleeping bag/pad
 - ☼ Soap (the museum has liquid hand soap)
 - ☼ Washcloth
 - ☼ Toothbrush & toothpaste
 - ☼ Other personal necessities (glasses, contact supplies, feminine supplies, etc.). Some campers like to bring pen and paper to "log" their experience.
4. Please leave electronic games and other noisy forms of entertainment at home. We'll keep you so busy that you won't have time to use them!
5. Do not bring a hair dryer, curling iron, or other electrical appliances.
6. Remember to pack everything in **ONE** bag.
7. Remember to bring a **Class 1 Medical Form** for all campers, including adults, with you to the event. **DO NOT** send with your registration form, please.

Bedtime & Campsites:



You will be assigned an area on the Exhibit Floor that your group will "camp" on. Please be sure to leave clear pathways through the exhibit areas and do not block any emergency exits. Remember that after lights out leaders and campers should remain in their campsites. An adult must accompany each camper when going to the bathroom after lights out. It is your responsibility to keep your campers quiet and prevent them from disturbing others.

Directions to the Science Museum of Western Virginia



From I-81 (North or South):

Follow I-81 to I-581 (Exit 143). Take I-581 South to Exit 6 (Elm Avenue/Vinton). At the end of the exit ramp, turn right onto Elm Avenue. Go to the second light and turn right onto Jefferson Street. go to the fourth light and turn right onto Campbell Avenue. Half a block on the right is the entrance to the Market Square Garage. This is the best place to park, as it is adjacent to the Center in the Square. If you park on either the fourth or fifth level, there is an entrance to the Science Museum from the parking garage (see “Parking Information” below for more details).

From US 220 (Martinsville, Rocky Mount):

Follow US 220 North to Exit 6 (Elm Avenue/Vinton). At the end of the exit ramp, turn right onto Elm Avenue. Go to the second light and turn right onto Jefferson Street. go to the fourth light and turn right onto Campbell Avenue. Half a block on the right is the entrance to the Market Square Garage. This is the best place to park, as it is adjacent to the Center in the Square. If you park on either the fourth or fifth level, there is an entrance to the Science Museum from the parking garage (see “Parking Information” below for more details).

From US 460 (Bedford, Lynchburg):

Follow US 460 West to I-581 South. Take I-581 South to Exit 6 (Elm Avenue/Vinton). At the end of the exit ramp, turn right onto Elm Avenue. Go to the second light and turn right onto Jefferson Street. go to the fourth light and turn right onto Campbell Avenue. Half a block on the right is the entrance to the Market Square Garage. This is the best place to park, as it is adjacent to the Center in the Square. If you park on either the fourth or fifth level, there is an entrance to the Science Museum from the parking garage (see “Parking Information” below for more details).

LOST?!

Call (540) 342-5712 for the Center in the Square Security Desk (after 5pm) or call the Science Museum (before 5pm) at (540) 342-5726.



Parking Information:

Parking vans and cars: Allright Parking operates a five-story parking garage attached to Center in the Square. The museum can be entered directly from the parking garage on the fourth and fifth floors. If you choose to park in the garage, there will be a \$2.00 charge when you come in (*this fee starts after 4:00 p.m.*). If you choose not to park in the garage, there are also numerous open lots in the Market area. Be careful to read any signs regarding time restraints or fees.